






Evermore Custom Cabinets endure a series of rigorous tests, measuring structural integrity. Cabinet doors, drawers and even the finish is tested before earning the KCMA Cabinet Certification.




Manchester Oak
Mission Flat Panel
(Stained)




Sienna Maple
Mission Flat Panel
(Stained)



Hickory
Raised Panel
(Stained)



White
Mission Flat Panel
(Painted)



Shale Grey
Mission Flat Panel
(Painted)



Precision Cut and Dadoed Construction Fastened and Hot Glued - Ensures a Long Lasting and Square Cabinet Box

Overlaid Cabinet doors & Drawers - Limited Exposure of Cabinet Stiles

3/4" Thick Shelving with Finished Edges - Prevents Warping of Shelves

75# Drawer Guides - Strong & Stable

Base and Wall Cabinet Adjustable Shelving - Fit Your Lifestyle

3/4" Face Frames - Durable and Securely Holds Fasteners for Long Lasting Use

Pocket Screws - Ensure a Strong and Square Frame

Dove-Tail Constructed Drawers - Superior Drawer Strength

Concealed and Recessed Hinges - Superior Door Strength

Recessed Toe Kick - Work at Counters with Ease

No Exposed Hanging Cleats - More Storage and Cleaner Look

Visit www.KCMA.org
for more information

